

# TABLECLOTH SIZE CHART

## ROUND



48" TABLE / 70" CLOTH



48" TABLE / 90" CLOTH



48" TABLE / 108" CLOTH

48" ROUND = 4'

60" ROUND = 5'

72" ROUND = 6'



60" TABLE / 70" CLOTH



60" TABLE / 90" CLOTH




60" TABLE / 108" CLOTH



60" TABLE / 120" CLOTH



72" TABLE / 90" CLOTH



72" TABLE / 108" CLOTH



72" TABLE / 120" CLOTH




72" TABLE / 132" CLOTH

# TABLECLOTH SIZE CHART


## RECTANGLE



30"X48" TABLE / 60"X102"  
CLOTH




30"X72" TABLE / 60"X102"  
CLOTH



30"X72" TABLE / 60"X126"  
CLOTH



30"X72" TABLE / 90"X132"  
CLOTH



30"X96" TABLE / 60"X126"  
CLOTH



30"X96" TABLE / 90"X132"  
CLOTH



30"X96" TABLE / 90"X156"  
CLOTH

48" RECTANGLE = 4' LONG

72" RECTANGLE = 6' LONG

96" RECTANGLE = 8' LONG